




District of  
**CENTRAL WHEATBELT**  
 AGRICULTURAL REGION

Office of the  
 Electoral Distribution Commissioners

**ELECTORAL BOUNDARIES 2015**

**PROPOSED ELECTORAL BOUNDARIES**

-  District boundary
-  Local government boundary
- WILUNA Local government name
-  Reserve

